

Second Dimension Separation

Protocol

Bulletin 6236

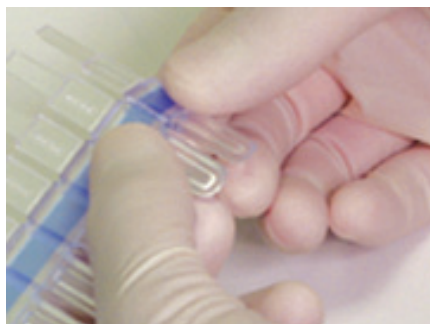
Using Precision Plus Protein Standard Plugs



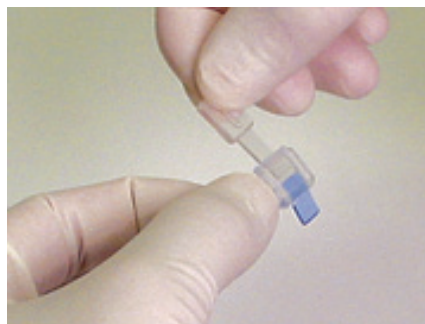
Step 1
Break and twist off one end of the plastic plug casing.



Step 4
Snap off the attached spatula.



Step 2
Break off an individual plastic plug from the casing by placing pressure on the flat side to break the junction.

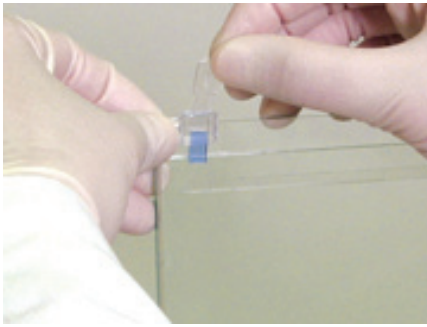


Step 5
Use the spatula to push the plug out of the plastic casing.




Step 3
Complete the break by twisting off the individual plastic plug casing.

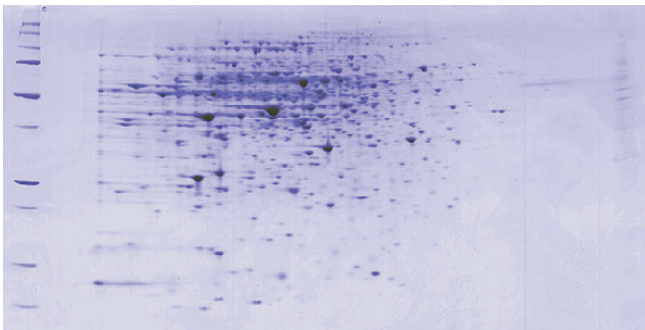
BIO-RAD



Step 6
Use the spatula to slide the plug outward and on to the top plate of your gel.



Step 7
Slide the plug all the way down the bottom of the well next to IPG strip. Then add an agarose overlay.



Second dimension SDS-PAGE gel run with a mouse brain sample, Precision Plus Standards Plugs, and stained with Bio-Safe™ coomassie G-250 stain.



Bio-Rad
Laboratories, Inc.

Life Science
Group

Web site www.bio-rad.com **USA** 800 424 6723 **Australia** 61 2 9914 2800 **Austria** 01 877 89 01 **Belgium** 09 385 55 11 **Brazil** 55 11 5044 5699
Canada 905 364 3435 **China** 86 21 6169 8500 **Czech Republic** 420 241 430 532 **Denmark** 44 52 10 00 **Finland** 09 804 22 00
France 01 47 95 69 65 **Germany** 089 31 884 0 **Greece** 30 210 9532 220 **Hong Kong** 852 2789 3300 **Hungary** 36 1 459 6100 **India** 91 124 4029300
Israel 03 963 6050 **Italy** 39 02 216091 **Japan** 03 6361 7000 **Korea** 82 2 3473 4460 **Mexico** 52 555 488 7670 **The Netherlands** 0318 540666
New Zealand 64 9 415 2280 **Norway** 23 38 41 30 **Poland** 48 22 331 99 99 **Portugal** 351 21 472 7700 **Russia** 7 495 721 14 04
Singapore 65 6415 3188 **South Africa** 27 861 246 723 **Spain** 34 91 590 5200 **Sweden** 08 555 12700 **Switzerland** 061 717 95 55
Taiwan 886 2 2578 7189 **Thailand** 800 88 22 88 **United Kingdom** 020 8328 2000