



VARIANT™ nbs Newborn Screening System


Efficient. Simple. Comprehensive.

BIO-RAD



See the Total Picture

Peace of mind comes from knowing you are providing the most comprehensive newborn hemoglobin analysis. The VARIANT™nbs system is the established worldwide standard in automated newborn screening for sickle cell disease and other hemoglobin disorders. This sophisticated system detects the presence of hemoglobins S, F, C, D, E, and other abnormal hemoglobins. With the VARIANT™nbs system, you get the total picture.



With the VARIANT™ nbs system, you get complete analysis for your newborn testing program without the additional effort.

Greater Efficiency

- Fully automated, walkaway operation
- Multiple microplate loading
- Assay time: 3 minutes/sample

Electronic Data Management

- Built-in bar code reader reduces data entry errors
- Electronic chromatogram storage and retrieval
- Presumptive pattern identification of hemoglobins F, A, S, D, C and E
- Convenient results review through automatic summary report

Streamlined Workflow

- Easy work list design
- Integration with automated DBS punchers
- Simple punch file uploading
- Data management functionality provides database storage and retrieval

Flexible Configurations

- 1 Vnbs per 1 computer = 378 samples/run
- 2 Vnbs per 1 computer = 756 samples/run
- 3 Vnbs per 1 computer = 1134 samples/run

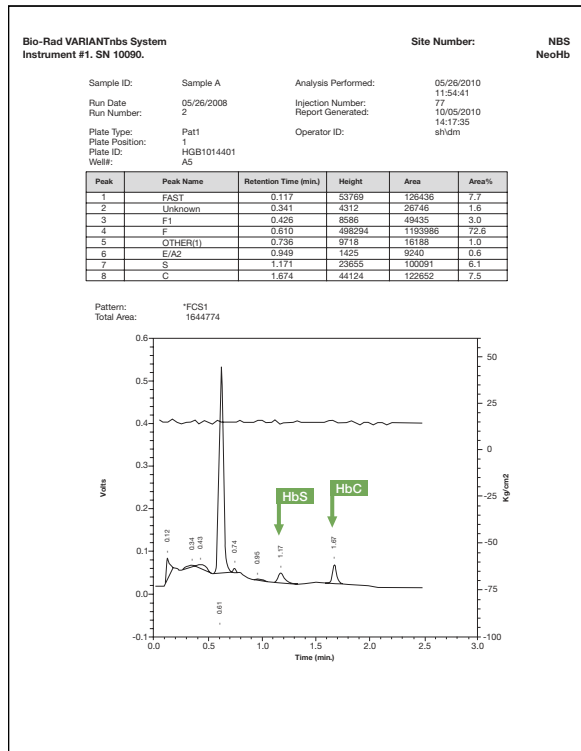
Feel confident using the same HPLC technology used in national newborn screening programs worldwide.



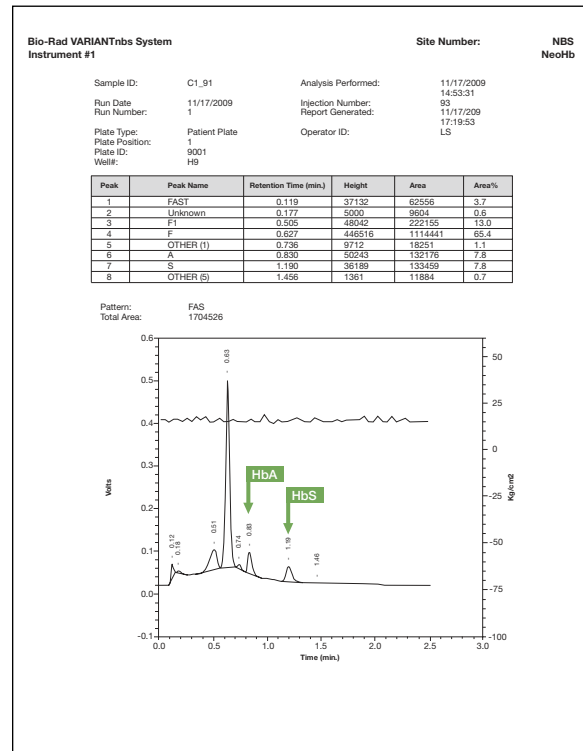
VARIANT™ System vs. VARIANT™ nbs System Comparison Chart

	Capacity	Assay Time	Computer/ Software for Data Management	Bar code Reader	Pattern Recognition	Work List Import	Multiple Systems Connected to Single Computer
VARIANT™ nbs System	4 plates = 378 samples per system	3 minutes per sample	Yes	Yes	Yes	Yes	Yes 1 Vnbs/1 computer 2 Vnbs/1 computer 3 Vnbs/1 computer
VARIANT™ System	1 plate = 96 samples per system	3 minutes per sample	No	No	No	No	No

With the VARIANT™ nbs system, you get the total picture the first time, allowing each baby to quickly receive the appropriate follow-up and care.



Example chromatogram showing a double heterozygote with peaks presenting in both the HbS and HbC windows.



Example chromatogram showing a HbS carrier with peaks presenting in both the HbA and HbS windows.



Bio-Rad Laboratories

For further information, please contact the Bio-Rad office nearest you or visit our website at www.bio-rad.com/diagnostics

Clinical Diagnostics Group

Website www.bio-rad.com/diagnostics U.S. 1-800-224-6723 Australia 61-2-9914-2800 Austria 43-1-877-8901 Belgium 32-9-385-5511 Brazil 5521-3237-9400
 Canada 1-514-334-4372 China 86-21-61698500 Czech Republic 420-241-430-532 Denmark +45-4452-1000 Finland 358-9-804-22-00 France 33-1-47-95-60-00
 Germany +49 (0)89-318-840 Greece 30-210-7774396 Hong Kong 852-2789-3300 Hungary +36-1-459-6100 India 1800-180-1224 Israel 972-3-9636050 Italy +39-02-216091
 Japan 81-3-6361-7070 Korea 82-2-3473-4460 Mexico +52 (55)5488-7670 The Netherlands +31-318-540666 New Zealand 64-9-415-2280 Norway 47-23-38-41-30
 Poland 48-22-3319999 Portugal 351-21-472-7700 Russia 7-495-721-14-04 Singapore 65-6415-3170 South Africa 27-11-442-85-08 Spain 34-91-590-5200
 Sweden 46-8-555-127-00 Switzerland +41 (0)26-674-52-01/02/03 Taiwan 886-2-2578-7189 Thailand 662-651-8311 United Kingdom +44 (0)20-8328-2000