

iTaq™ Fast Supermixes With ROX for qPCR

Bio-Rad has the answer for faster, more reliable quantitative PCR (qPCR) results on your ABI 7500 Fast Real-Time PCR System.

- Excellent amplification efficiency for increased sensitivity and specificity using fast cycling protocols for SYBR® Green qPCR
- Robust, simultaneous detection of up to 2 different gene targets using fluorogenic probes under fast qPCR conditions
- Rapid activation and polymerization kinetics for fast qPCR results in less than 40 min
- Reproducible, highly uniform results across a wide range of template concentrations

For more information, visit us on the Web at www.bio-rad.com/supermixes/.

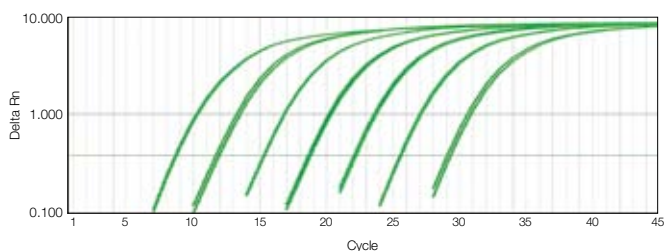


BIO-RAD

iTaq Fast Supermixes With ROX

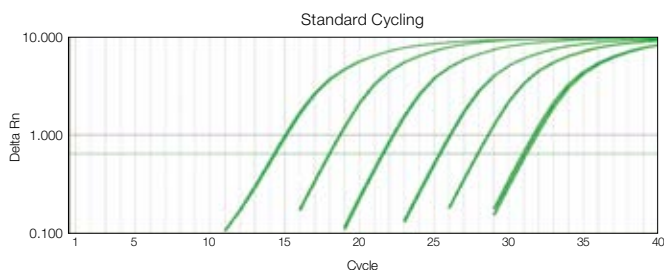
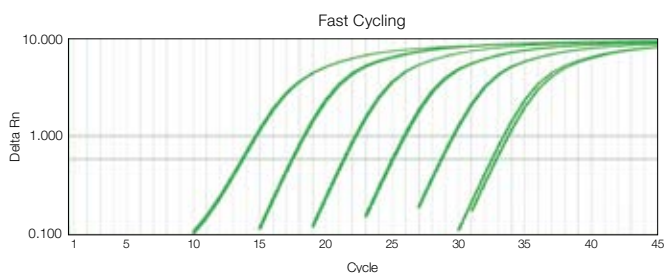
These two fast supermixes with ROX deliver maximum PCR efficiency, sensitivity, and specificity, and a robust fluorescent signal under fast or standard thermal cycling conditions with any real-time detection chemistry. Designed for use on the ABI 7500 Fast (or standard) Real-Time PCR System, these supermixes are blended with iTaq DNA polymerase, optimized buffer, nucleotides, and ROX passive reference dye. These convenient one-tube formulations will enable you to obtain specific, sensitive, and fast qPCR results every time.

iTaq™ Fast SYBR® Green Supermix With ROX



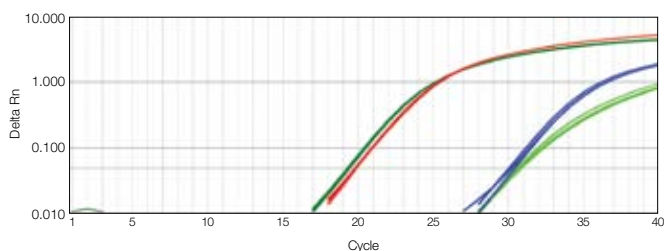
iTaq™ fast SYBR® Green supermix with ROX generates linear results over 6 orders of magnitude on the ABI 7500 Fast Real-Time PCR System.

10-fold serial dilutions of 100 ng to 100 fg of cDNA from HeLa total RNA were used in each 20 µl reaction designed to detect 18S RNA (■). 18S efficiency = 95.9%, $r = 1.000$. Total qPCR run time = 30 minutes.



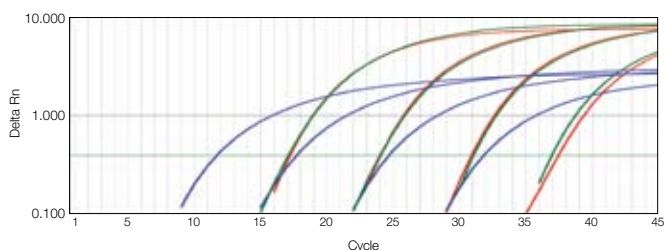
iTaq™ fast SYBR® Green supermix with ROX performs well with fast or standard cycling protocols. 10-fold serial dilutions of 100 ng to 100 fg of cDNA from HeLa total RNA were used in each 20 µl reaction designed to detect GAPDH (■). Fast cycling run time = 31 minutes; standard cycling run time = 74 minutes.

iTaq Fast Supermix With ROX



iTaq fast supermix with ROX delivers superior results for gene expression analysis of two targets on the ABI 7500 Fast Real-Time PCR System, with no difference in detection of a low-expressing gene in duplex or singleplex.

One-tenth of a 1 µg cDNA synthesis reaction of human liver total RNA was used in each 20 µl reaction. FAM-labeled β-actin probe duplex reaction (■), VIC-labeled IL-1β probe duplex reaction (■), FAM-labeled β-actin probe singleplex reaction (■), VIC-labeled IL-1β probe singleplex reaction (■). Total qPCR run time = 38 minutes.



Robust duplex qPCR results with iTaq fast supermix with ROX on the ABI 7500 Fast Real-Time PCR System. cDNA inputs: 100-fold serial dilutions of cDNA from the equivalent of 1 µg to 1 pg total RNA were used in each 20 µl reaction. FAM-labeled 18S RNA probe duplex reaction (■), VIC-labeled beta-2-microglobulin (B2M) probe duplex reaction (■), VIC-labeled B2M probe singleplex reaction (■). 18S efficiency = 98.6%, $r = 0.999$; B2M efficiency = 98.0%, $r = 0.998$. Total qPCR run time = 45 minutes.

Ordering Information

Catalog #	Description
172-5100	iTaq™ Fast SYBR® Green Supermix With ROX, 200 x 20 µl reactions, 2x mix contains dNTPs, iTaq DNA polymerase, 6 mM Mg ²⁺ , SYBR® Green I, ROX passive reference dye, stabilizers
172-5101	iTaq™ Fast SYBR® Green Supermix With ROX, 500 x 20 µl reactions
172-5102	iTaq™ Fast SYBR® Green Supermix With ROX, 1,000 x 20 µl reactions
172-5103	iTaq™ Fast SYBR® Green Supermix With ROX, 20 ml bottle, 2,000 x 20 µl reactions
172-5105	iTaq Fast Supermix With ROX, 200 x 20 µl reactions, 2x mix contains dNTPs, iTaq DNA polymerase, 6 mM Mg ²⁺ , ROX passive reference dye, stabilizers
172-5106	iTaq Fast Supermix With ROX, 500 x 20 µl reactions
172-5107	iTaq Fast Supermix With ROX, 1,000 x 20 µl reactions
172-5108	iTaq Fast Supermix With ROX, 20 ml bottle, 2,000 x 20 µl reactions

Practice of the patented 5' Nuclease Process requires a license from Applied Biosystems. The purchase of these products includes an immunity from suit under patents specified in the product insert to use only the amount purchased for the purchaser's own internal research when used with the separate purchase of Licensed Probe. No other patent rights are conveyed expressly, by implication, or by estoppel. Further information on purchasing licenses may be obtained from the Director of Licensing, Applied Biosystems, 850 Lincoln Centre Drive, Foster City, California 94404, USA.

SYBR is a trademark of Invitrogen Corporation. Bio-Rad Laboratories, Inc. is licensed by Invitrogen Corporation to sell reagents containing SYBR Green I for use in real-time PCR, for research purposes only. VIC is a trademark of Applied Biosystems.

BIO-RAD

**Bio-Rad
Laboratories, Inc.**

Life Science
Group

Web site www.bio-rad.com USA 800 4BIORAD Australia 61 02 9914 2800 Austria 01 877 89 01 Belgium 09 385 55 11 Brazil 55 21 3237 9400
Canada 905 364 3435 China 86 21 6426 0808 Czech Republic 420 241 430 532 Denmark 44 52 10 00 Finland 09 804 22 00 France 01 47 95 69 65
Germany 089 318 84 0 Greece 30 210 777 4396 Hong Kong 852 2789 3300 Hungary 36 1 455 8800 India 91 124 4029300 Israel 03 963 6050
Italy 39 02 216091 Japan 03 6361 7000 Korea 82 2 3473 4460 Mexico 52 555 488 7670 The Netherlands 0318 540666 New Zealand 0508 805 500
Norway 23 38 41 30 Poland 48 22 331 99 99 Portugal 351 21 472 7700 Russia 7 495 721 14 04 Singapore 65 6415 3188 South Africa 27 861 246 723
Spain 34 91 590 5200 Sweden 08 555 12700 Switzerland 061 717 95 55 Taiwan 886 2 2578 7189 United Kingdom 020 8328 2000