



RAPID'*P.aeruginosa* Agar for Water Testing


Reliable Monitoring of Bottled Water

- Easier than conventional methods
- Direct enumeration of *Pseudomonas aeruginosa* in 22–30 hours; no confirmation required
- High enzymatic specificity
- Highly contrasted and very specific colony color for quick and easy reading
- Results certified by NF VALIDATION — alternative method that is comparable to the NF EN ISO 16266 standard

Visit bio-rad.com/RAPIDPa for more information.



BRD 07/21–04/12
Water Analysis Methods
nf-validation.afnor.org/en



RAPID'*P.aeruginosa* Agar
for Water Testing

BIO-RAD

Principle

RAPID'*P.aeruginosa* is a selective chromogenic culture medium for the direct enumeration (without confirmation) of *P. aeruginosa* using the membrane filtration method.

It is particularly suitable for the testing of water for human consumption, in particular bottled water and untreated water, such as water from wells, lakes, and streams, where the commensal water flora are abundant and for which the standard medium is nonspecific for *P. aeruginosa*.

The principle of RAPID'*P.aeruginosa* medium is based on the detection of an enzymatic activity typical of *P. aeruginosa*. Under the enzyme's action, a specific chromogenic substrate is cleaved, leading to the formation of a blue to blue-green precipitate on the *P. aeruginosa* colonies.

The selective mixture inhibits the majority of interfering flora, in particular, other species of *Pseudomonas*. Their colonies appear transparent or pigmented yellow and are easily distinguishable from those of *P. aeruginosa*.

Key Benefits

- High specificity for direct enumeration of *P. aeruginosa*
- Complete results in 22–30 hr
- Reliable results compared to the CN agar method
- Good colony color contrast for rapid assessment
- No confirmation step required

Ordering Information

| Catalog # | Description |
|-----------|--|
| 3563984 | RAPID' <i>P.aeruginosa</i> Agar, ready to use, 55 mm x 20 dishes |
| 3564900 | RAPID' <i>P.aeruginosa</i> Agar, dehydrated, 500 g |


Detection and Enumeration of *P. aeruginosa* by Membrane Filtration

Certified NF VALIDATION as an alternative method according to the NF EN ISO 16266 standard

BRD 07/21–04/12
Water Analysis Methods
nf-validation.afnor.org/en




Water sample filtration



Membrane

22–30 hr
36°C



RAPID'*P.aeruginosa*

Enumeration of typical blue to blue-green colonies

BIO-RAD

**Bio-Rad
Laboratories, Inc.**

Life Science
Group

Web site bio-rad.com USA 1 800 424 6723 Australia 61 2 9914 2800 Austria 43 1 877 89 01 177 Belgium 32 (0)3 710 53 00 Brazil 55 11 3065 7550
Canada 1 905 364 3435 China 86 21 6169 8500 Czech Republic 420 241 430 532 Denmark 45 44 52 10 00 Finland 358 09 804 22 00
France 33 01 47 95 69 65 Germany 49 89 31 884 0 Hong Kong 852 2789 3300 Hungary 36 1 459 6100 India 91 124 4029300
Israel 972 03 963 6050 Italy 39 02 216091 Japan 81 3 6361 7000 Korea 82 2 3473 4460 Mexico 52 555 488 7670 The Netherlands 31 (0)318 540 666
New Zealand 64 9 415 2280 Norway 47 23 38 41 30 Poland 48 22 331 99 99 Portugal 351 21 472 7700 Russia 7 495 721 14 04
Singapore 65 6415 3188 South Africa 27 (0) 861 246 723 Spain 34 91 590 5200 Sweden 46 08 555 12700 Switzerland 41 026 674 55 05
Taiwan 886 2 2578 7189 Thailand 66 2 651 8311 United Arab Emirates 971 4 8187300 United Kingdom 44 020 8328 2000

