

BIO-RAD

MyBio-Rad — Quick Reference Guide

2025

Welcome

Your new way of doing business. MyBio-Rad.

You'll now have a new way of managing your business across the platform.

With our latest iteration of MyBio-Rad, we are now able to bring you continued improvements to your online experience.

Please be on the lookout for notifications and communications about new enhancements.

Thank you for being a valued customer!

What should I know before I start?

To access MyBio-Rad, you will need a **My Bio-Rad account**.

What is MyBio-Rad?

MyBio-Rad is a convenient way to manage your Bio-Rad orders in a single, unified digital ecosystem. By registering and including your account number, you will have access to online ordering, account pricing, shipment tracking, invoices, and order history.

Creating a
MyBio-Rad Account



Signing in to
MyBio-Rad



Table of Contents

MyBio Rad Dashboard (New Look)	<u>04</u>
Document Library (New Feature)	<u>05</u>
Notifications (New Feature)	<u>07</u>
Order Management (New Look)	<u>08</u>
Quotes (New Look)	<u>11</u>
Saved Lists (New Look + New Features)	<u>13</u>
Profile (New Look)	<u>14</u>
Help Center	<u>16</u>

MyBio-Rad Dashboard

DASHBOARD OVERVIEW

An all-in-one overview of your most recent Bio-Rad activities, at a glance. An ideal launchpad to manage your business with Bio-Rad.

QUICK ACTIONS

Quickly place orders, create quotes, view documents, and manage accounts. This view changes depending on the user.

NOTIFICATIONS

A quick display of up to five recent notifications that require user actions to resolve.

RECENT ORDERS AND QUOTES

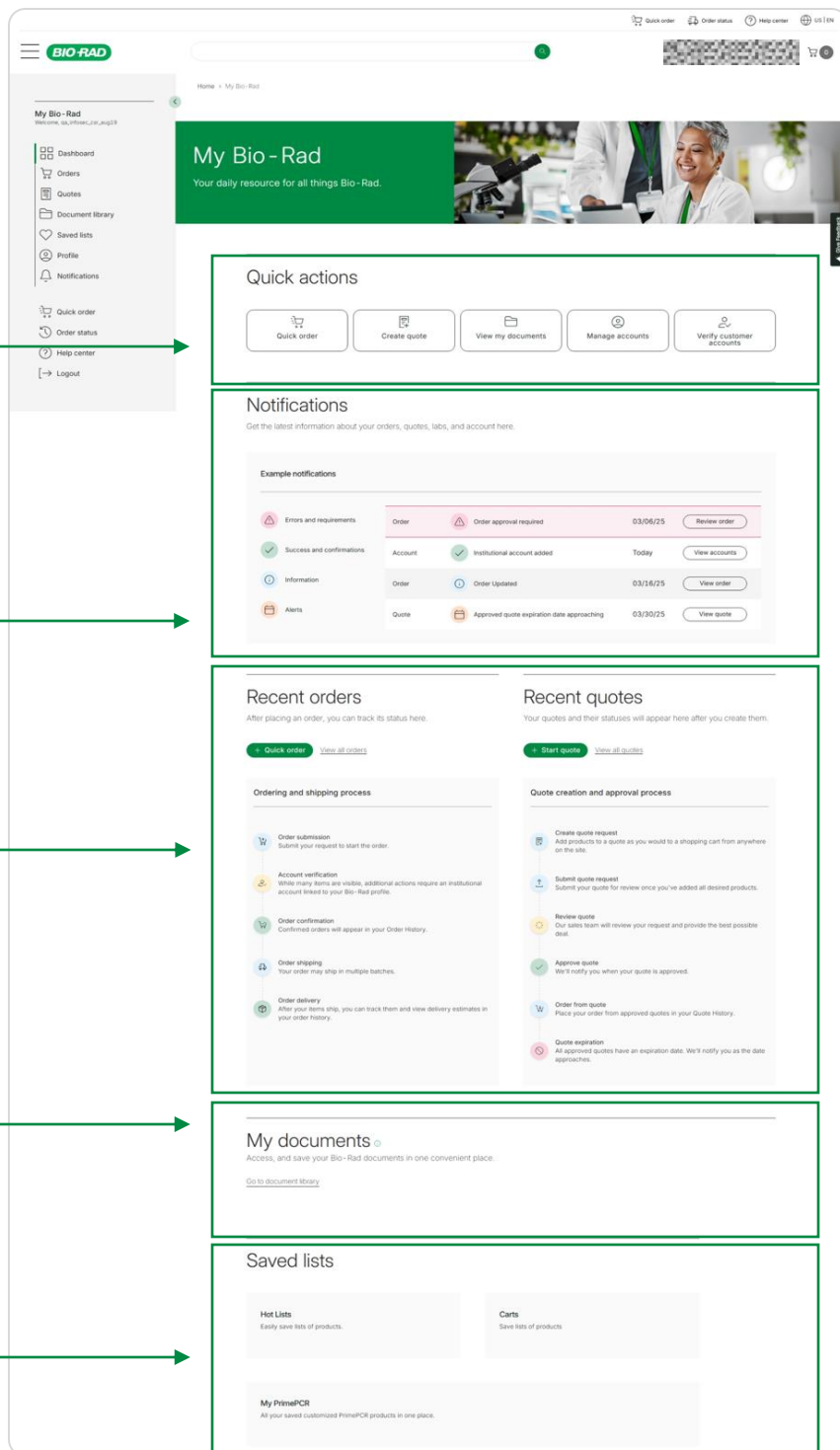
Quickly view status updates for up to five orders and quotes with options to place new quick orders and generate new quotes.

MY DOCUMENTS

Up to three documents are highlighted with populated documents such as brochures, guides, and manuals.

SAVED LISTS

Hotlists, carts, and My PrimePCR lists all in one place. Quickly navigate to your saved grouping to find relevant product groupings.



Document Library

Navigation & Overview

The screenshot shows the 'Document library' page in a web application. At the top, there is a breadcrumb trail: 'Home > My Bio-Rad > Document library'. A left sidebar contains navigation icons, with a document icon circled in green. The main content area is titled '1 Document library'. Below the title is a search bar labeled '2 Search for my documents' with a magnifying glass icon and a 'Clear' button. To the right of the search bar is a button labeled '3 Find documents to save'. Below the search bar are 'Sort' and 'View' options. The 'Sort' dropdown is set to 'Newest to oldest' and is circled in green with the number '4'. The 'View' options include a grid icon, a list icon, and a 'Filters' button. The main area displays four document cards. The first card is for 'QX200 Droplet Digital PCR System for the Classroom' with a thumbnail showing a document page. The second card is for 'Bio-Plex Manager Software, Version 4.1.1' with a PDF icon. The third and fourth cards are for 'SEQuoia Ribodepletion Kit Reagent Box A' and 'iQ-Check SerO II Fluorescent Probes...' respectively, both featuring the BIO-RAD logo. Each card has a 'Download' button at the bottom.

1

DOCUMENT LIBRARY

The **document library** is a repository built into My Bio-Rad to show all saved documents within a logged-in user's account for quicker recall.

2

MY DOCUMENT SEARCH

Quickly search your saved documents library using keywords such as "Bio-Plex" or "Droplet" to find a previously saved document.

3

FIND DOCUMENTS

Search all Bio-Rad documents to add Product safety data sheets (SDS) and Literature to your personal document library.

4

MY DOCUMENTS

Your account-based library of saved relevant documents.

Document Library

Adding Documents

1

Once logged in, navigate to the **Document Library** pane within the dashboard. Locate and click the **Find documents to save** button.

2

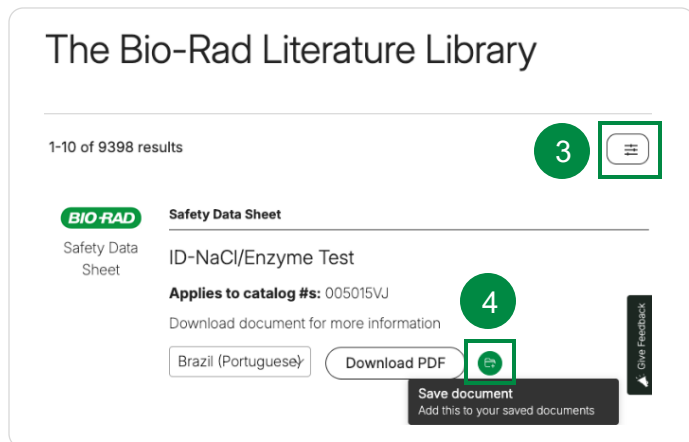
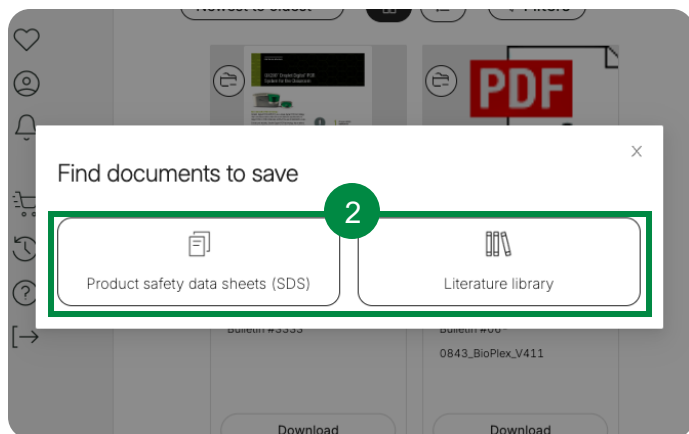
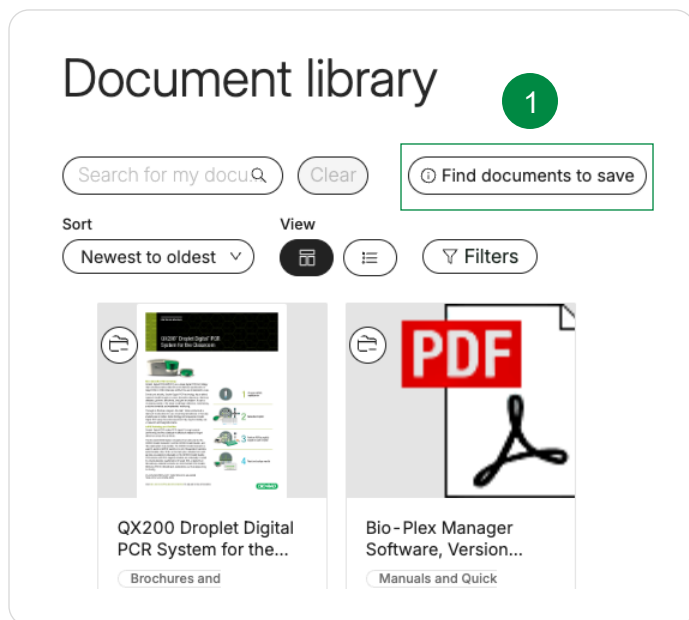
Select the document type you would like to add to your document library. Either **Product Safety Data Sheets (SDS)** or **Literature Library**.

3

Utilize the filter for specific results, narrowing document choices to product type or other identifiers.

4

Select the **Save document** icon to save the selected document to your **Document Library**.



Notifications

Navigation & Overview

Home > My Bio-Rad > Notifications

1 Notifications

Type	Status	Date	
Order	Order updated Order ID 1008518308, [redacted] PO 1 HSP9601 was updated from 09/02/2025 to 09/03/2025	Yesterday	View order
Order	Order updated Order ID 1008520693, [redacted] PO TaxFix3 HSP9601 was updated from 09/02/2025 to 09/03/2025	Yesterday	View order
Order	Order updated Order ID 1008520692, [redacted] PO TaxFix2 HSP9601 was updated from 09/02/2025 to 09/03/2025	Yesterday	View order
Order	Order updated Order ID 1008520694, [redacted] PO taxFix4 HSP9601 was updated from 09/02/2025 to 09/03/2025	Yesterday	View order
Order	Order updated Order ID 1008520773, [redacted] PO test HSP9601 was updated from 09/02/2025 to 09/03/2025	Yesterday	View order

2 Notifications

Check back here for your latest notifications.

Example notifications

Errors and requirements	Order	Order approval required
Success and confirmations	Account	Institutional account added
Information	Order	Order Updated
Alerts	Quote	Approved quote expiration date approaching

1

NOTIFICATIONS

Logged-in users can quickly navigate to the notifications pane to review their account, order, and quote status. Status updates, alerts for expiring quotes, and order confirmations can also be found here.

2

NOTIFICATIONS STATUS

Status indicators indicate high-level status updates for notification types. A small snippet of information is shared in the status column under the notifications pane.

3

STATUS AFFECTED ORDER

Quickly navigate to orders to review the specific notification in detail. (Includes: expiring quotes, order rejections, approvals, qty change, and more)

Orders

Navigation & Overview

The screenshot shows the 'Orders' page in the My Bio-Rad interface. At the top, the breadcrumb 'Home > My Bio-Rad > Orders' is visible. On the left is a vertical navigation menu with icons for home, orders, products, favorites, notifications, and a search icon. The main content area is titled 'Orders' and includes a '+ Quick order' button. Below this is a 'Recent notifications' section with a table of order updates. A 'View all notifications' link is at the bottom. An inset window titled 'Recent orders' shows a flowchart of the ordering and shipping process.

Type	Status	Date
Order	Order updated Order ID 1008518308, PO 1 HSP9601 was updated from 09/02/2025 to 09/03/2025	Yesterday
Order	Order updated Order ID 1008520693, PO TaxFix3 HSP9601 was updated from 09/02/2025 to 09/03/2025	Yesterday
Order	Order updated Order ID 1008520692, PO TaxFix2 HSP9601 was updated from 09/02/2025 to 09/03/2025	Yesterday
Order	Order updated Order ID 1008520694, PO taxFix4 HSP9601 was updated from 09/02/2025 to 09/03/2025	Yesterday
Order	Order updated Order ID 1008520773, PO test HSP9601 was updated from 09/02/2025 to 09/03/2025	Yesterday

Ordering and shipping process:

```
graph LR; A[Order submission] --> B[Account verification]; B --> C[Order confirmation]; C --> D[Order shipping]; D --> E[Order delivery]
```

1

ORDERS

The **Orders** pane shows all recent orders placed on My Bio-Rad. Quickly check order status from this page, place quick orders, or review previously placed orders.

2

QUICK ORDER

Quickly upload bulk lists, quote IDs, or manually entered products to add items to cart for checkout.

3

ORDER STATUS

Track order status with five identifiers to see where your order is in the delivery pipeline.

4

VIEW ORDER

Dive deeper into individual orders to gather information on POs, order IDs, products, and total order costs.

Orders

Order Search

The screenshot shows the Order Search interface. At the top, there are two radio buttons: "Placed by me" (selected) and "Placed by other within my institution". Below this is a search bar with a dropdown menu labeled "Order number" and a search icon. To the right of the search bar are "Sort" and "View" options. The "Sort" dropdown is set to "Created Date: Newest to Oldest". The "View" options include "Expand all", "Collapse all", and "Filters (1)". Below the search bar, there is a date range filter: "08/30/2024 - 08/30/2025". The results section shows "8 results". A table displays the search results with columns: Date, Total, Order ID, Web Ref ID, PO, Status, and Actions. The first row shows a status of "In process" and an Actions button. A callout box (4) highlights the Actions menu, which includes options: "Reorder", "Convert to standing order", "Request support", and "View order details".

Date	Total	Order ID	Web Ref ID	PO	Status	Actions
08/25/2025	[REDACTED]	1008525437	1200412461	test	In process	[Actions]
08/21/2025	[REDACTED]	1008525381	1200412448	test	[REDACTED]	[REDACTED]
08/21/2025	[REDACTED]	1008525382	1200412449	test	[REDACTED]	[REDACTED]

1

ORDERS PLACED BY ME

Searching with your order number, you can find a specific order placed by you. Any orders, placed online or offline, can be seen from this pane if it's aligned to your account email address.

2

ORDERS WITHIN MY INSTITUTION

If your account is aligned to an Institutional account, you can search via order number, quote number, web reference ID, SKU, or PO to find an order any colleague has placed on My Bio-Rad.

3

ORDER STATUS

From this page, you can easily determine the status of your order.

4

QUICK ACTIONS

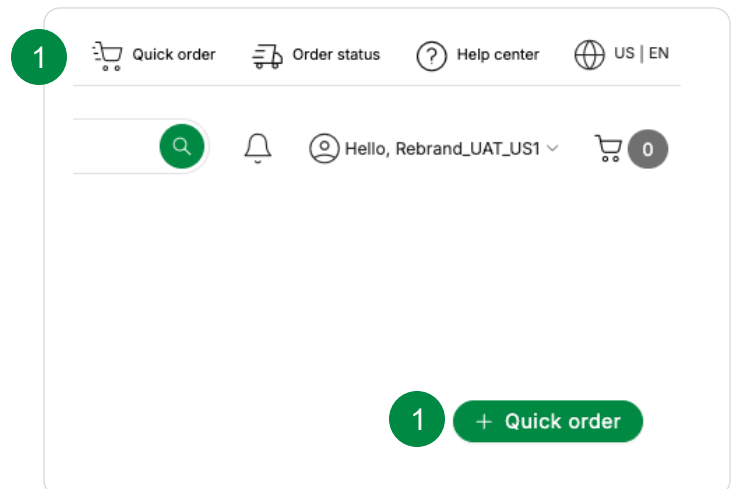
By clicking the **Actions** button, you're able to reorder, convert an order to a standing order, request support, or access additional order details.

Orders

Placing Orders

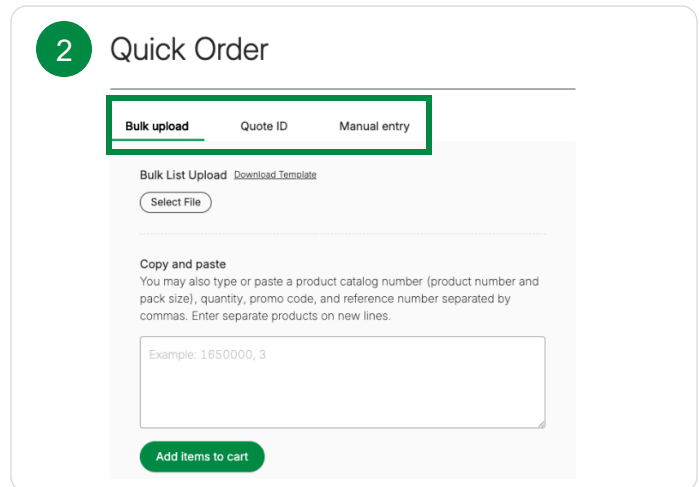
1

Once logged in, navigate to **Orders** or click **Quick Order** in the top right quick options.



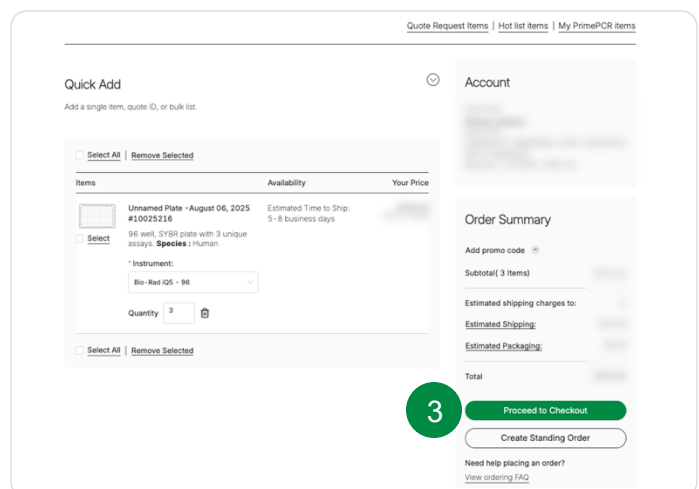
2

Select **Bulk upload**, **Quote ID**, or **Manual entry** to enter product codes through your preferred method. Alternatively, you can head directly to the cart to utilize your saved list to place a product in the cart.



3

Once you've completed adding products to the cart, you can review your order. Click **Proceed to Checkout** to complete your order or **Create Standing Order** to set up your order schedule.



Quotes

Navigation & Recent Notifications

The screenshot shows the 'Quotes' page in the My Bio-Rad system. The breadcrumb trail is 'Home > My Bio-Rad > Quotes'. The page title is 'Quotes' with a green circle '1' next to it. A green button with a plus sign and 'Start Quote' is labeled with a green circle '2'. Below the title is a 'Recent notifications' section with a table. The table has columns for 'Type', 'Status', and 'Date'. Two rows are shown, both with 'Quote' as the type and 'Quote expired' as the status. The first row has a 'Resubmit' button labeled with a green circle '4'. Below the table is a 'View all notifications' link. At the bottom, there is a search bar with 'Quote Number' and a search icon.

Type	Status	Date
Quote	Quote expired Quote ID QQ653011-CPQ25 377.9955 Expired on 08/20/2025	08/20/2025
Quote	Quote expired Quote ID QQ653009-CPQ25 246.4900 Expired on 08/20/2025	08/20/2025

1

ORDERS

From the Quotes pane, logged-in users can quickly check the status, and date of their quote, resubmit, or create a new quote.

2

START QUOTE

This button redirects logged-in users to the **Quote Request** page. From the request page, users can add catalog #s individually or by bulk to start a quote request.

3

STATUS

High-level information on quote delivery status. Here, you can find the details of recent changes to your quotes.

4

RESUBMIT

Interested in generating the same quote? Click the Resubmit button to quickly renew your quote.

Quotes

Quote Search & Details

The screenshot shows a web interface for quote management. On the left is a vertical sidebar with icons for home, profile, notifications, shopping cart, history, help, and navigation. The main area has a search bar (1) with a dropdown for 'Quote Number' and a search input. Below the search bar are 'Sort' and 'View' options. The 'Sort' dropdown (2) is set to 'Date Created: Newest to Oldest'. There are 'Expand All', 'Collapse All', and 'Filters' buttons. Below this, it says '1-5 of 5 results'. A table displays search results with columns: Created, Quote ID, Web Ref ID, Expiration, Status, and Actions (4). The first row shows a quote created on 08/06/2025 with status 'Not submitted'. The second row shows a quote created on 07/31/2025 with status 'Expired' (3). Below the table, two product cards are shown for 'TGX™ FastCast™ Acrylamide Starter Kit, 12% #1610174' and 'TGX™ FastCast™ Acrylamide Starter Kit, 7.5% #1610170'. A callout box (4) highlights the 'Actions' menu for the 'Expired' quote, which includes options: 'Submit for review', 'Request support', and 'Delete'.

1

QUOTE SEARCH

Search through submitted quotes with either your Quote Number or Web Reference ID.

2

QUOTE DETAILS

From the search results, review your submitted quote by clicking the arrow to the left of the date in your query.

3

SORT TOOL

Easily sort through submitted quotes with either the created or updated date. This helps you to find your submissions quickly and easily.

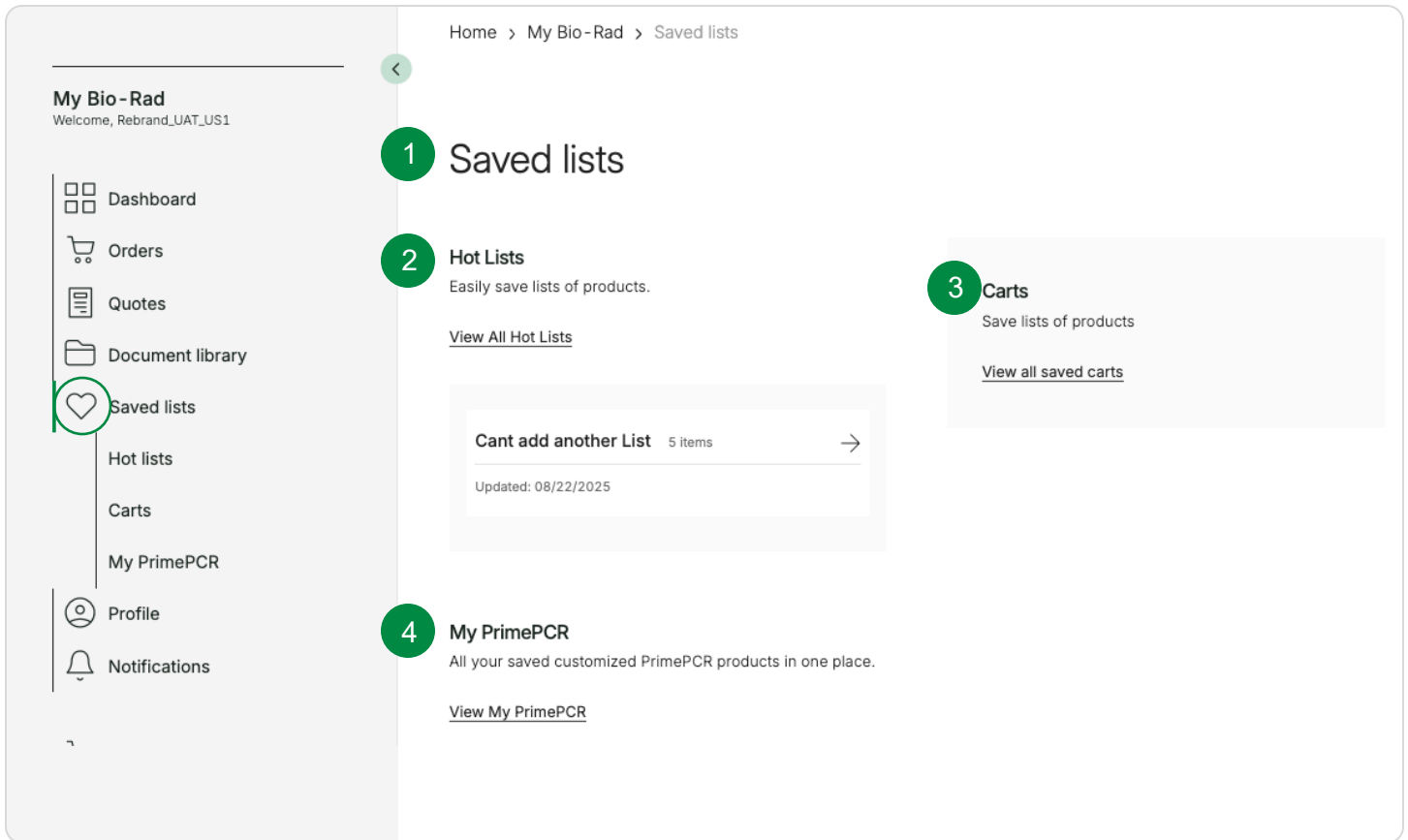
4

STATUS & ACTIONS

Check quote status at the quote level and submit for review, or request additional support using the actions button.

Saved Lists

Navigation & Overview



1

SAVED LISTS

A collection of lists you've curated to quickly and easily reorder your top Bio-Rad products.

2

HOT LISTS

Hot lists are a collection of saved lists of products.

3

CARTS

For a speedy checkout, logged-in users can save carts of products that are reordered often.

4

My PrimePCR

Specifically for customized PrimePCR products, you're able to quickly add to your PrimePCR carts using saved products found here.

Profile

Navigation & Overview

The screenshot shows the 'Profile' page in a web application. At the top, there is a breadcrumb trail: 'Home > My Bio-Rad > Profile'. Below this is a navigation bar with a green circle containing the number '1' next to the word 'Profile'. The main content area is divided into three sections, each with a green circle containing a number: '2 My profile', '3 Topics of interest', and '4 Mailing address'. The 'My profile' section includes links for 'Edit profile' and 'Edit password', and a table of user details. The 'Topics of interest' section includes a link for 'Edit topics of interest' and a table of user preferences. The 'Mailing address' section includes a link for 'Edit mailing address' and a table of address details. A left sidebar contains various icons, with the profile icon circled in green.

Home > My Bio-Rad > Profile

1 Profile

2 My profile

View and manage your account details.

[Edit profile](#) [Edit password](#)

Username:	Rebrand_UAT_US1
Full name:	Rebrand UAT - US
Email:	palavi_khatu@bio-rad.com
Phone:	123456789 -xxx

3 Topics of interest

Personalize your Bio - Rad experience.

[Edit topics of interest](#)

Job roles:	None
Research areas:	None
Primary interest:	None
Industry:	None

4 Mailing address

This is the address we'll use to send you mail.

[Edit mailing address](#)

Address:	None
Department:	None
Suite:	None
Building:	None
Floor:	None
Room:	None

1

PROFILE OVERVIEW

Users can utilize the **Profile** pane to adjust settings for My profile, Topics of interest, and mailing address.

2

MY PROFILE

From My profile, you can find the edit profile and edit password functionality and adjust profile details.

3

TOPICS

Your topics create a more personalized experience in My Bio-Rad.

4

MAILING ADDRESS

For direct mailing interests, keep your current address up to date.

Profile

Institutional Account & User Type

1 Institutional accounts
Link and manage your institutional account(s) here.

[Manage accounts](#)

Institutional account features

- Quick ordering**
Streamline workflows for faster order fulfillment.
- Optimized pricing**
Access the most competitive pricing available to your institution.
- Simplified addresses**
Manage billing and shipping details in one place.
- Enable PO payments**
Use purchase orders for seamless transactions.

2 Manage users
Set up and oversee user profiles, accounts, and spending limits.

[Become a user administrator](#)

3

User management features

- User profile creation**
Easily create and manage profiles across your institution.
- Linked institutional accounts**
Connect users to institutional accounts for streamlined purchasing.
- Budget management**
Control spend by setting purchase limits for individual users.
- Order approval workflow**
Enable oversight by reviewing and approving orders before checkout.

1 LINKING TO YOUR INSTITUTION

You'll soon be able to link your My Bio-Rad account to your institutional account.
Coming soon.

3 User Administrator

As an account administrator, you have the ability to:

- Create user profiles for your group
- Assign accounts to users, enabling each user to make purchases through the website.
- Set monetary spending limits.
- Approve orders before they are sent to Bio-Rad for processing.

Would you like to be an account administrator?

[Make me an account administrator](#) [I do not need this at the moment.](#)

2 MANAGING USERS

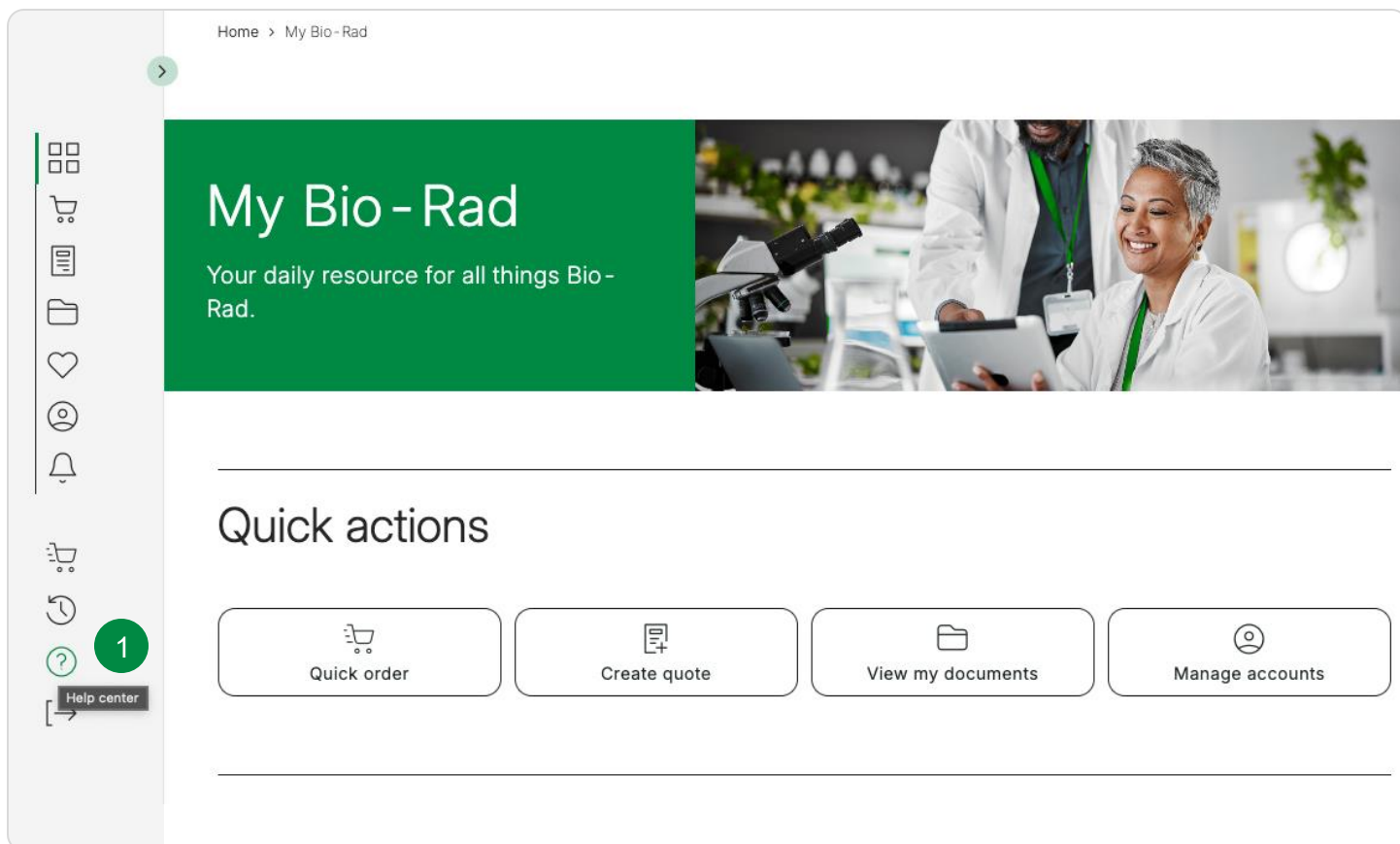
Administrator accounts can manage additional users, set spending limits, and link accounts within Institutional Accounts.

3 BECOME AN ADMINISTRATOR

For additional approvals for orders, **administrator** accounts are available. To change your account to an administrator account, select **Become a user administrator** and complete the on-screen details.

Help Center

Navigation & Overview



1

HELP CENTER

From the dashboard, navigate to the bottom left pane and locate the (?) symbol. The **Help Center** is a great resource to find additional assistance, from managing your account to contacting sales and support.

Help Center


Navigation & Overview

Help center

Find everything you need, from managing your account and tracking orders to contacting sales, support, or our corporate offices. Browse below for quick assistance.



HELP CARDS

Specific cards can be used to access forms, manage your My Bio-Rad account, and contact local or corporate offices for inquiries.





Ask a sales specialist

Reach out to a sales specialist for any inquiries regarding the products you're interested in purchasing.




Quote inquiries

Inquire about pricing for our products or services, or check on a quote you submitted.




Check order status

Look up orders using their order or purchase order number.





ASK A SALES SPECIALIST

Connect directly with your sales specialist for inquiries on products you're interested in purchasing.





Manage your account

Manage your account, access personalized pricing, review your order history, track purchases, and more — all in one place!




Service and support requests

Need help with orders or product questions? Contact our customer service team, ready to assist you!




Contact information

Get local and corporate contact info to quickly connect with the right team for any inquiries.





MANAGE YOUR ACCOUNT

- Manage your account all in one place.
- For additional support on accessing your My Bio-Rad profile, please contact Support.




Quality Control Support

Get support for all QC and software products — from staff training to lot reservations and technical assistance.



QCNet Account Management

Log in to your QCNet account today to access Unity and EQAS reports, get the latest bulletins, and take advantage of tools like EQAS Mobile, my einsets, powerful admin features and more.



SERVICE AND SUPPORT

This is your direct line to our service and support channels.