



OPERATING INSTRUCTIONS FOR Mini Rocker

1660710 and 1660720



Intertek

Overview

The **Mini Rocker** is a three-dimensional shaker typically used for maintaining the uniform suspension of liquids over transfer membranes with a minimum volume. The **Mini Rocker** is also ideal for processing western blots and staining and destaining PAGE and DNA agarose gels. The Mini Rocker achieves its three-dimensional mixing by combining the rotating motion of an orbital shaker with the rocking motion of a platform rocker. The modern styling of the **Mini Rocker's** housing is realized through the use of injection-molded FRABS plastic. The small platform is constructed of powder-coated aluminum topped with a rubber TPE mat.

Installation

The **Mini Rocker** can be used on a bench, in a cold room, or in an incubator up to 40°C. Place the unit on a flat stable surface leaving sufficient space around the unit to allow both the platform and the load to move freely. A minimum of 4 in (10 cm) clearance on all sides of the mixer is advised.

Plug the unit into a properly grounded outlet of the appropriate voltage which is shown on the unit's data plate label.

Operation

The flat matted pattern is configured to allow four 8 x 10 cm Bio-Rad blotting boxes to be securely placed on the mat without additional strapping. If blotting boxes are to be stacked, they should be secured with rubber bands. Holes in the corners of the platform edges are provided for this purpose.

Always make sure that samples loaded on the platform are uniformly distributed and balanced.

Use the ON/OFF switch to turn the unit on. The direction of rotation in which the unit starts is random and does not affect mixing. If desired, the rotational direction can be reversed by holding the unit's base and very briefly touching the rotating platform on the bottom at one corner.

Maintenance

Always disconnect the cord from the power source before maintaining or servicing.

The **Mini Rocker** requires no maintenance other than occasional cleaning with a damp cloth with mild detergent. The rubber mat may be washed in soap and water. **Do not immerse the unit in water or spill liquids over the unit.** Be sure the unit is dry before reconnecting to power.

Service & Repair

The **Mini Rocker** is a well-built unit that should provide years of trouble-free service. Should service be needed, contact Bio-Rad Laboratories at 1-800-4BIORAD (1-800-424-6723) Service should be performed only by a qualified service technician.




Specifications

The Bio-Rad Mini Rocker is designed to be safe at least when operated under the following conditions:

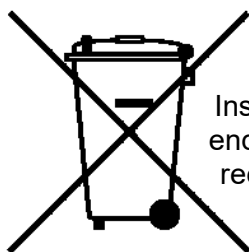
Mixing action:	three-dimensional rocking/rotating
Mixing speed:	24 rpm fixed (120V model), 24 rpm fixed (230V model)
Platform Tilt angle:	20° fixed
Platform dimensions:	9.5 x 6.75 in (24 x 17 cm)
Mixer dimensions W x H x D:	5.75 x 6.75 x 9.5 in (14.6 x 17 x 24 cm)
Mixer weight:	1.88 lbs (0.85 kg)
Platform load capacity:	1.75 lbs (0.8 kg) balakced
Platform capacity without stacking:	four (4) 8 x 10 cm or two (2) 10 x 20 cm Bio-Rad blotting boxes
Ambient operating range:	5°C to 40°C, up to 80% RH, non-condensing; Indoor use only
Operating Altitude:	Up to 6,500 ft (2,000 m)
Electrical:	120V +/- 10%, 50/60Hz, 0.03A or 230V +/- 10%, 50/60Hz, 0.015A
Pollution Raiting:	Pollution Raiting 2

Symbols and Conventions

The following chart is an illustrated glossary of the symbols that may be used in this manual or on the product.

	The electrical warning indicates the presence of a potential hazard which could result in electrical shock.
	CAUTION This symbol refers you to important operating and maintenance (servicing) instructions within the product Instruction Manual. Failure to heed this information may present a risk of damage or injury to persons or equipment.
	This symbol identifies a Protective Earth (PE) terminal, which is provided for connection of the supply system's protective earth (green or green/yellow) conductor.

EQUIPMENT DISPOSAL



This equipment is marked with the crossed out wheeled bin symbol to indicate that this equipment must not be disposed of with unsorted waste.

Instead it's your responsibility to correctly dispose of your equipment at lifecycle-end by handing it over to an authorized facility for separate collection and recycling. It's also your responsibility to decontaminate the equipment in case of biological, chemical and/or radiological contamination, so as to protect from health hazards the persons involved in the disposal and recycling of the equipment.



For more information about where you can drop off your waste equipment, please contact your local dealer from whom you originally purchased this equipment.

By doing so, you will help to conserve natural and environmental resources and you will ensure that your equipment is recycled in a manner that protects human health.

Legal Notice

BIO-RAD is a trademark of Bio-Rad Laboratories, Inc.
 All trademarks used herein are the property of their respective owner.
 © 2022 Bio-Rad Laboratories, Inc.