

ELECTROPHORESIS

Flamingo™ Fluorescent Gel Stain

- High sensitivity — protein detection to 0.25 ng
- Excellent linearity — up to 3 orders of magnitude over the entire range
- Low background — better resolution means better results
- Versatility — UV and mass spectrometry compatible

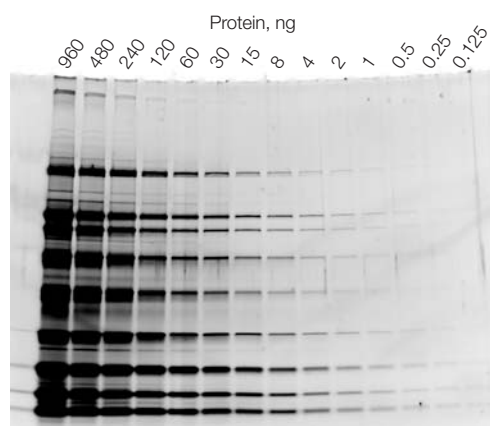
For Brighter, More Visible Results

Easy-to-Use Gel Stain

Flamingo fluorescent gel stain is ideally suited for nonspecific visualization and quantitation of proteins in SDS-PAGE gels. The easy two-step protocol can be completed in as little as 5 hours and does not require destaining. The steps are not time sensitive, and the dye will not overstain the gels.

High Sensitivity

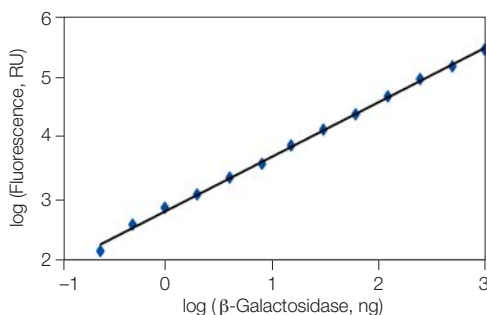
Flamingo fluorescent gel stain will stain most proteins. The dye in the stain fluoresces only when bound to denatured proteins, and exhibits less protein-to-protein variability, making results more consistent and reproducible than with other staining methods.



Limit of sensitivity using Flamingo fluorescent gel stain. A dilution series of Bio-Rad SDS-PAGE standards was run on a 4–20% Criterion™ Tris-HCl gel stained with Flamingo.

Excellent Linearity

A broad linear range means that improved protein identification and quantitation can be achieved with fewer gels. Most gel stains are nonlinear at higher concentrations, leading to an increased chance of error. Flamingo fluorescent gel stain has excellent linearity over a broad range — 3 orders of magnitude — maximizing protein information obtained with each gel.

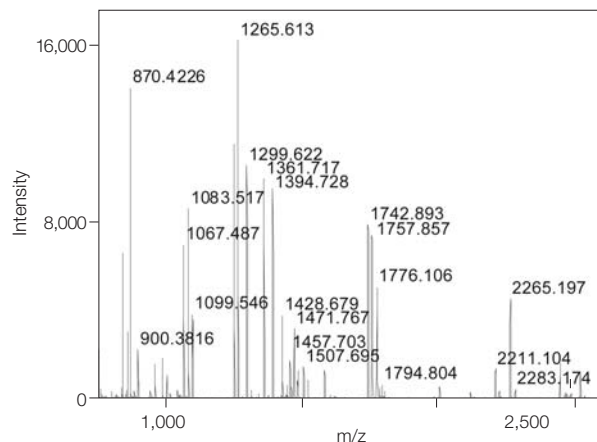


Linearity over a broad range. Flamingo fluorescent gel stain demonstrates excellent linearity over 3 orders of magnitude.

Low Background

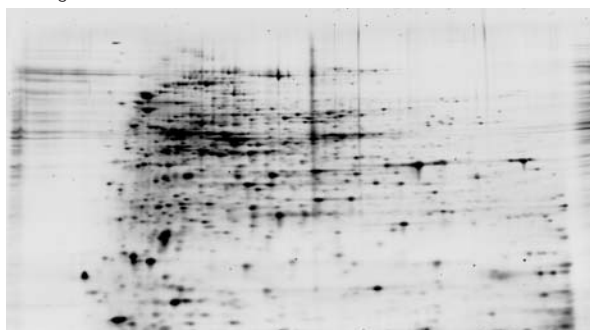
Background makes it difficult to discriminate between speckles and spots. Gels stained with Flamingo fluorescent gel stain have less background, making results easier to see. Clearer results mean less guesswork.

BIO-RAD

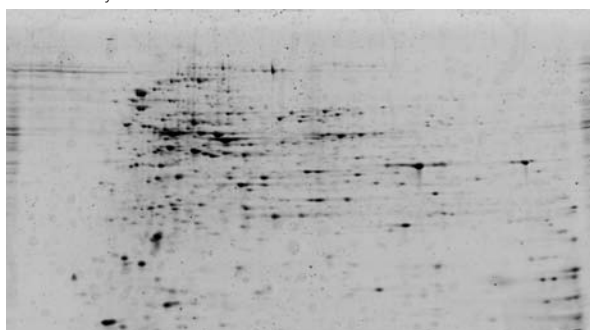


Flamingo fluorescent gel stain is compatible with mass spectrometry. This allows natural pairing with 2-D electrophoresis.

Flamingo



SYPRO Ruby



Comparison of 2-D gel staining with Flamingo vs. SYPRO Ruby. Total *E. coli* protein samples (10 µg) were separated by 2-D electrophoresis. Gels were stained with each dye according to manufacturer's instructions.

Versatility and Compatibility

Flamingo fluorescent gel stain can be used in all 1-D and 2-D applications. Gels stained with Flamingo are best imaged with laser-based fluorescence scanners, but may also be visualized with UV detectors. Samples from gels can subsequently be used for mass spectrometry or trypsin digestion. Gels stained with Flamingo have been stored for up to 6 months with only minor loss of stain intensity.

Cost-Effectiveness

Flamingo is sold in a 10x solution, offering maximum product in minimal packaging. Flamingo costs less per gel than similar gel stains.

Fluorescence Characteristics

In the presence of protein, Flamingo fluorescent gel stain has a fluorescence excitation maximum of 512 nm and a fluorescence emission maximum of 535 nm. The stain has a secondary excitation at 271 nm and can also be excited with UV light.

For more information, visit us on the Web at www.bio-rad.com/flamingo/

Ordering Information

Catalog #	Description
161-0490	Flamingo Fluorescent Gel Stain, 10x solution, 20 ml
161-0491	Flamingo Fluorescent Gel Stain, 10x solution, 100 ml
161-0492	Flamingo Fluorescent Gel Stain, 10x solution, 500 ml

SYPRO is a trademark of Invitrogen Corporation.



**Bio-Rad
Laboratories, Inc.**

Life Science
Group

Web site www.bio-rad.com USA (800) 4BIORAD Australia 02 9914 2800 Austria (01)-877 89 01 Belgium 09-385 55 11 Brazil 55 21 2527 3454
Canada (905) 712-2771 China (86 21) 6426 0808 Czech Republic + 420 2 41 43 05 32 Denmark 44 52 10 00 Finland 09 804 22 00
France 01 47 95 69 65 Germany 089 318 84-0 Greece 30 210 777 4396 Hong Kong (852) 2789 3300 Hungary 36 1 455 8800
India (91-124)-2398112/3/4, 5018111, 6450092/93 Israel 03 951 4127 Italy 39 02 216091 Japan 03-5811-6270 Korea 82-2-3473-4460
Latin America 305-894-5950 Mexico 55-52-00-05-20 The Netherlands 0318-540666 New Zealand 64 9 415 2280 Norway 23 38 41 30
Poland + 48 22 331 99 99 Portugal 351-21-472-7700 Russia 7 095 721 1404 Singapore 65-64153188 South Africa 00 27 11 4428508
Spain 34 91 590 52 00 Sweden 08 555 12700 Switzerland 061 717 95 55 Taiwan (886 2) 2578 7189/2578 7241 United Kingdom 020 8328 2000