










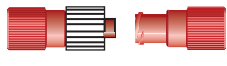













Chromatography Column Connection Guide

Connecting Bio-Rad Columns to GE Healthcare Chromatography Systems,
and GE Healthcare Columns to Bio-Rad Chromatography Systems

Column	System Being Connected	Fitting Options	Image
1/16" Fingertight fitting columns (e.g., Tricorn, HiTrap, RESOURCE columns)	BioLogic DuoFlow™ system	GE Healthcare 1/16" fingertight male fitting (GE 18-1112-55)	
	BioLogic™ LP system or BioLogic DuoFlow system	GE Healthcare 1/16" male to female luer lock fitting (GE 18-1112-51)	
		GE Healthcare union 1/16" female to M6 male (GE 18-1112-57)	
		GE Healthcare union luer lock female to M6 female fitting (GE 18-1027-12)	
GE Healthcare M6 fitting columns (e.g., XK, C, SR, old style, HiTrap, HiPrep, HiLoad columns)	BioLogic DuoFlow system	Bio-Rad Tefzel 1/4–28 female to M6 female adaptor (Bio-Rad 750-0561); 1 kit to connect 1 column	
	BioLogic LP system	Female luer lock to M6 male fitting (Upchurch P-686 or GE 18-1027-62)	
	BioLogic LP system or BioLogic DuoFlow system	GE Healthcare union luer lock female to M6 female fitting (GE 18-1027-12)	
		Bio-Rad female luer lock to M6 female adaptor (Bio-Rad 732-0111); 1 kit to connect 1 column	
Bio-Rad luer lock fitting columns (e.g., Econo-Column® columns, Econo-Pac® columns, Econo-Pac® cartridges, and Bio-Scale™ Mini cartridges)	ÄKTA systems	GE Healthcare union luer lock female to M6 female fitting (GE 18-1027-12)	
		Female luer lock to M6 male fitting (Upchurch P-686 or GE 18-1027-62)	
		Bio-Rad female luer lock to M6 female adaptor (Bio-Rad 732-0111); 1 kit to connect 1 column	
	BioLogic DuoFlow system	Bio-Rad luer to 1/4–28 female adaptor (Bio-Rad 732-0113); 1 kit to connect 1 column	
	BioLogic LP system, Model EP-1 Econo™ pump, Econo gradient pump	Bio-Rad barb to female luer (Bio-Rad 731-8221, 731-8222, or 731-8223)	
		Bio-Rad barb to male luer (Bio-Rad 731-8224, 731-8225, or 731-8226)	
Bio-Rad 1/4–28 fitting columns (e.g., Bio-Scale™ and UNO® columns)	ÄKTA systems	Upchurch M6 female to 1/4–28 male adaptor (Upchurch P-670)	
		Bio-Rad Tefzel 1/4–28 female to M6 female adaptor (Bio-Rad 750-0561); 1 kit to connect 1 column	
		Bio-Rad 1/16" OD 1/4–28 fitting (Bio-Rad 750-0554)	



Connecting to the BioLogic LP System

<p>GE Healthcare M6 fitting columns</p> <ul style="list-style-type: none"> GE Healthcare union luer lock female to M6 female fitting + M6 male fitting on tubing* > XK column (M6 fitting column) < M6 male fitting on tubing* + GE Healthcare union luer lock female to M6 female fitting 	
<p>GE Healthcare 1/16" fingertight fitting columns (fittings are included with column)</p> <ul style="list-style-type: none"> GE Healthcare 1/16" male to female luer lock fitting > Tricorn column (1/16" fitting column) < GE Healthcare 1/16" male to female luer lock fitting 	
<p>GE Healthcare 1/16" fingertight fitting column (fittings are included with column)</p> <ul style="list-style-type: none"> GE Healthcare 1/16" male to female luer lock fitting > HiTrap column (1/16" fitting column) < GE Healthcare union 1/16" female to M6 male + GE Healthcare union luer lock female to M6 female fitting 	
<p>Bio-Rad luer fitting columns (fittings are included with the BioLogic LP system)</p> <ul style="list-style-type: none"> Barb to male luer > Econo-Pac cartridge or Bio-Scale Mini cartridge < Barb to female luer 	




Connecting to the BioLogic DuoFlow System

<p>GE Healthcare 1/16" fingertight fitting columns</p> <ul style="list-style-type: none"> Bio-Rad 1/4-28 fitting** + tubing + GE Healthcare 1/16" fingertight male fitting > Tricorn column (1/16" fitting column) < GE Healthcare 1/16" fingertight male fitting + tubing + Bio-Rad 1/4-28 fitting** 	
<p>GE Healthcare M6 fitting columns</p> <ul style="list-style-type: none"> Bio-Rad Tefzel 1/4-28 female to M6 female adaptor + M6 male tubing connector* > XK column (M6 fitting column) < M6 male tubing connector* + Bio-Rad Tefzel 1/4-28 female to M6 female adaptor <p>or</p> <ul style="list-style-type: none"> Bio-Rad 1/4-28 fitting** + tubing > XK column (M6 fitting column) < tubing + Bio-Rad 1/4-28 fitting** 	
<p>GE Healthcare 1/16" fingertight fitting column</p> <ul style="list-style-type: none"> Bio-Rad luer to 1/4-28 female adaptor + GE Healthcare 1/16" male to female luer lock fitting > HiTrap column (1/16" fitting column) < GE Healthcare union 1/16" female to M6 male + GE Healthcare union luer lock female to M6 female fitting + Bio-Rad luer to 1/4-28 female adaptor 	
<p>Bio-Rad luer lock fitting columns (fittings are included with the BioLogic DuoFlow system)</p> <ul style="list-style-type: none"> Bio-Rad luer to 1/4-28 female adaptor > Econo-Pac cartridge or Bio-Scale Mini cartridge < Bio-Rad luer to 1/4-28 female adaptor 	

Connecting to the ÄKTAprime Plus System

<p>Bio-Rad luer lock fitting columns using GE Healthcare M6 fittings</p> <ul style="list-style-type: none"> Bio-Rad female luer lock to M6 female adaptor > Econo-Pac cartridge or Bio-Scale Mini cartridge < Bio-Rad female luer lock to M6 female adaptor 	
<p>Bio-Rad luer lock fitting columns using GE Healthcare M6 fittings</p> <ul style="list-style-type: none"> Bio-Rad female luer lock to M6 female adaptor + Bio-Rad barb to female luer > Econo-Pac column with flow adaptor or Econo-Column column with flow adaptor < Bio-Rad barb to male luer + Bio-Rad female luer lock to M6 female adaptor 	

Connecting to ÄKTA Systems

<p>Bio-Rad luer lock fitting columns using GE 1/16" fingertight fittings</p> <ul style="list-style-type: none"> GE Healthcare 1/16" fingertight male fitting + GE union 1/16" female to M6 male + Bio-Rad female luer lock to M6 female adaptor > Econo-Column column, Econo-Pac cartridge, or Bio-Scale Mini cartridge < GE 1/16" male to female luer lock fitting 	
<p>Bio-Rad 1/4-28 fitting columns using GE Healthcare M6 fittings</p> <ul style="list-style-type: none"> Bio-Rad Tefzel 1/4-28 female to M6 female adaptor + Bio-Rad 1/4-28 fingertight fitting* > UNO column < Bio-Rad 1/4-28 fingertight fitting* + Bio-Rad Tefzel 1/4-28 female to M6 female adaptor <p>or</p> <ul style="list-style-type: none"> Upchurch M6 female to 1/4-28 male adaptor > UNO column < Upchurch M6 female to 1/4-28 male adaptor 	
<p>Bio-Rad 1/4-28 fitting columns using GE Healthcare 1/16" fingertight fittings</p> <ul style="list-style-type: none"> GE Healthcare 1/16" fingertight male fitting + tubing + 1/4-28 fingertight fitting*** > UNO column < 1/4-28 fingertight fitting*** + tubing + GE Healthcare 1/16" fingertight male fitting 	

* Connector is supplied on tubing with column.

** 1/4-28 fitting is standard for the BioLogic DuoFlow system.

*** Supplied with column; standard 1/4-28 fitting also accommodated.