


Amplification: Gradient Feature



Gradient Feature

Maximize Your Optimization Power

Optimize Reactions in a Single Run

- Optimizing incubation temperatures improves speed and specificity of PCR and real-time PCR
- Gradient feature allows you to optimize denaturation, annealing, or extension temperature in one experiment
- Multizone temperature control ensures accuracy and reproducibility for dependable results
- Dynamic ramping keeps incubation times constant
- Gradient is available on MJ Mini™, MyCycler™, iCycler®, and DNA Engine® family cyclers and all Bio-Rad real-time PCR systems



For more information, visit us on the Web at
www.bio-rad.com/amplification/

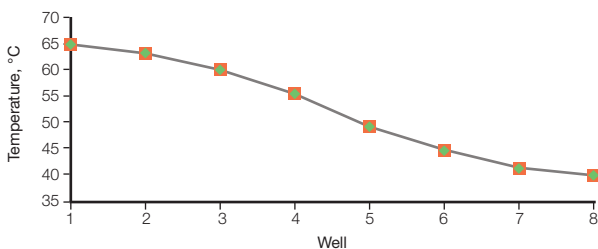
BIO-RAD

Gradient Feature Facilitates Temperature Optimization

Optimizing incubation temperatures for denaturing, annealing, and extension steps is critical for obtaining the highest speed, specificity, and efficiency in PCR. This is especially important for multiplexing and fast PCR. The thermal gradient feature allows you to empirically determine the optimal temperature in a single experiment by using a range of temperatures simultaneously.

Multizone Control for Uniformity and Reproducibility

Reproducible temperature gradients allow accurate prediction of actual sample temperatures. Extensive validation indicates that the nonlinear gradient is both predictable and reproducible.



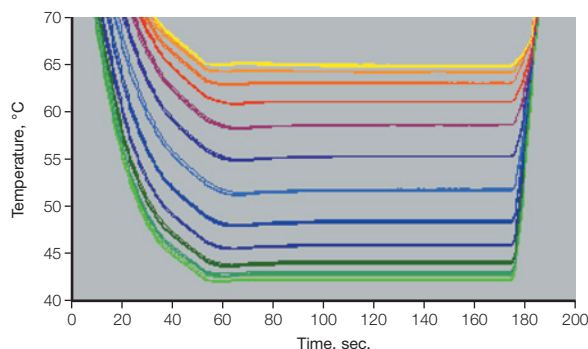
Displayed (◆) and actual (■) temperatures for the iCycler thermal cycler. Actual temperatures are averages ± SD for four thermal cyclers. (Error bars showing SD are smaller than size of symbols.)

Dynamic Ramping for Accurate Incubation Times

Bio-Rad thermal cyclers precisely control the temperature ramp rate so that each sample reaches its set temperature (including gradient and uniform set temperatures) at the same time. This ensures that the incubation period is consistent across all samples in the experiment, which is critical for objective evaluation of the temperature and assay conditions.

Optimize Multiple Parameters in the Same Experiment

The temperature uniformity imparted by multizone control enables you to optimize several conditions in the same run, without temperature variations confounding results.



Dynamic ramping and uniformity. Each color trace represents temperature measurements from a different column, from left (green) to right (yellow), on a DNA Engine cycler. Temperature measurements from four cyclers programmed to develop a 45–65°C gradient are superimposed. Note that the amount of time spent at the incubation temperature was the same for all columns.

Specifications

| | DNA Engine Family of Cyclers and Related Real-Time PCR Systems | iCycler Cycler and Related Real-Time PCR Systems | MJ Mini Cycler and MiniOpticon™ System | MyCycler Thermal Cycler |
|------------------------------------|--|--|--|-------------------------|
| Catalog # | PTC-0200G, PTC-0220G, PTC-0221G, PTC-0240G, ALS-1296G, ALP-2296G, CFB-322001G, CFB-3260G | 170-8703, 170-8720, 170-9770, 170-9780 | PTC-1148, CFB-3120 | 170-9703, 170-9707 |
| Number of temperatures in gradient | 12 | 8 | 8 | 8 |
| Gradient accuracy | ±0.3°C | ±0.4°C | ±0.4°C | ±0.5°C |
| Row/column uniformity | ±0.4°C | ±0.4°C | ±0.4°C | ±0.5°C |
| Gradient range | 30–105°C | 40–99°C | 35–99°C | 30–99°C |
| Temperature differential range | 1–24°C | 1–25°C | 1–16°C | 1–25°C |

Purchase of this instrument conveys a limited non-transferable immunity from suit for the purchaser's own internal research and development and for use in applied fields other than Human In Vitro Diagnostics under one or more of U.S. Patents Nos. 5,656,493, 5,333,675, 5,475,610 (claims 1, 44, 158, 160–163 and 167 only), and 6,703,236 (claims 1–7 only), or corresponding claims in their non-U.S. counterparts, owned by Applera Corporation. No right is conveyed expressly, by implication or by estoppel under any other patent claim, such as claims to apparatus, reagents, kits, or methods such as 5' nuclease methods. Further information on purchasing licenses may be obtained by contacting the Director of Licensing, Applied Biosystems, 850 Lincoln Centre Drive, Foster City, California 94404, USA.

Bio-Rad's real-time thermal cyclers are licensed real-time thermal cyclers under Applera's United States Patent No. 6,814,934 B1 for use in research and for all other fields except the fields of human diagnostics and veterinary diagnostics.



**Bio-Rad
Laboratories, Inc.**

Life Science
Group

Web site www.bio-rad.com USA 800 4BIORAD Australia 02 9914 2800 Austria 01 877 89 01 Belgium 09 385 55 11 Brazil 55 21 3237 9400
Canada 905 712 2771 China 86 21 6426 0808 Czech Republic 420 241 430 532 Denmark 44 52 10 00 Finland 09 804 22 00 France 01 47 95 69 65
Germany 089 318 84 0 Greece 30 210 777 4396 Hong Kong 852 2789 3300 Hungary 36 1 455 8800 India 91 124 4029300/5013478 Israel 03 963 6050
Italy 39 02 216091 Japan 03 5811 6270 Korea 82 2 3473 4460 Mexico 55 5200 05 20 The Netherlands 0318 540666 New Zealand 64 9415 2280
Norway 23 38 41 30 Poland 48 22 331 99 99 Portugal 351 21 472 7700 Russia 7 095 721 14 04 Singapore 65 6415 3188 South Africa 27 0861 246 723
Spain 34 91 590 5200 Sweden 08 555 12700 Switzerland 061 717 95 55 Taiwan 886 2 2578 7189/2578 7241 United Kingdom 020 8328 2000